

**One Family in Christ**

# St John the Baptist RC Primary School

Headteacher: Mrs L. Campbell

## Newsletter

6<sup>th</sup> February 2026

As another busy week comes to a close, I would like to thank our pupils and staff for their continued hard work and positive attitudes.

Next week we look forward to marking children's mental health week and Chinese New Year!

#onefamilyinchrist  
© Mrs Campbell



| Head-teacher awards | Qualities of the class 'woman of the Bible' | Celebration of Talent spotting |
|---------------------|---|--------------------------------|
| Nursery (Jochabed)  | Rosy May                                    | Osinachi                       |
| Reception (Miriam)  | Joshua                                      | Ephrata Nikol                  |
| Y1 (Elizabeth)      | MelaHer                                     | Lia                            |
| Y2 (Prisca)         | Zoe   | George Muhammad- Iqbal         |
| Y3 (Sheba)          | Dinaath                                     | Peniel                         |
| Y4 (Deborah)        | Hassan                                      | Milene Maira                   |
| Y5 (Esther)         | Subhan                                      | Jace Naomi                     |
| Y6 (Lydia)          | Eshaal                                      | Nari Pison                     |

| Class                       | Reception | Y1 | Y2   | Y3   | Y4   | Y5   | Y6   |
|-----------------------------|-----------|----|------|------|------|------|------|
| Attendance: week beg 2.2.26 | 99.7      | 94 | 99.7 | 97.4 | 97.2 | 93.2 | 98.7 |

Visit our website for more information:  
<https://www.stjohnsrc.rochdale.sch.uk>

01706 647 195



# St John the Baptist RC Primary School

Headteacher: Mrs L. Campbell

## Catholic Life

Gospel: Matthew 5:1-12a

Jesus saw the crowds and went up a hill, where he sat down. His disciples gathered around him, and he began to teach them:

"Happy are those who know they are spiritually poor;  
the Kingdom of heaven belongs to them!

"Happy are those who mourn;  
God will comfort them!

"Happy are those who hunger and thirst for what is right;  
God will satisfy them fully!


"Happy are those who are merciful to others;  
God will be merciful to them!

"Happy are the pure in heart;  
they will see God!

"Happy are those who work for peace;  
God will call them his children!

"Happy are those who are persecuted because they do what God requires;  
the Kingdom of heaven belongs to them!

"Happy are you when people insult you and persecute you and tell all kinds of evil lies against you because you are my followers. Be happy and glad, for a great reward is kept for you in heaven. This is how the prophets who lived before you were persecuted."




We can help to make the words he spoke to his disciples a reality. God can work through us to bring comfort, mercy and happiness to others. What will you do this week to help Jesus' words to come alive in our world?

Love of learning and playing together. One community, aiming high, helping each other and praying together. On our journey with Christ.

Visit our website for more information:

<https://www.stjohnsrc.rochdale.sch.uk>

01706 647 195



One Family in Christ

# St John the Baptist RC Primary School

Headteacher: Mrs L. Campbell

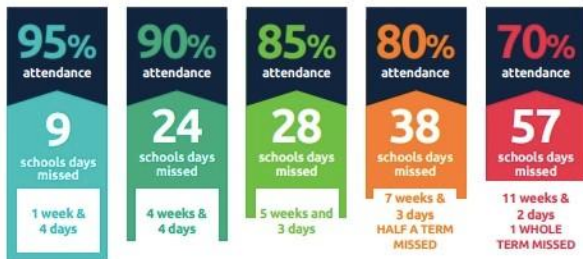
## The Importance of Attendance

Our attendance this week is 96.9% Well done everyone! Thank you for your support in ensuring your child is in school every day.

Our pastoral lead, Mrs Robinson, is available to support families in overcoming any barriers to attendance. She will call and invite parents and carers into school to see how we can work together as a team for your child's attendance. We aim for every child to be above 96% so they don't miss any learning. Please call on 01706 647195 if you would like to speak to Mrs Robinson and you will get a very warm welcome 😊



### Every day in school counts...



### and every minute counts...



One Family in Christ

Love of learning and playing together. One community, aiming high, helping each other and praying together. On our journey with Christ.

Visit our website for more information:

<https://www.stjohnsrc.rochdale.sch.uk>

01706 647 195



One Family in Christ

# St John the Baptist RC Primary School

Headteacher: Mrs L. Campbell

## Parental support: Safety on the road

At The National College, our [WakeUpWednesday](#) guides empower and equip parents, carers and educators with the confidence and practical skills to be able to have informed and age-appropriate conversations with children about online safety, mental health and wellbeing, and climate change. Formerly delivered by National Online Safety, these guides now address wider topics themes. For further guides, hints and tips, please visit [nationalcollege.com](https://www.nationalcollege.com).

### 10 Top Tips for Parents and Educators SAFETY ON THE ROAD

Traffic-related incidents are a significant risk for young pedestrians and cyclists, so understanding road safety is crucial for children's wellbeing. While all road users share responsibility for keeping one another safe, this guide offers strategies for empowering young people to navigate the roads confidently and responsibly.

- 1 TAKE PRACTICE JOURNEYS**  
Making 'practice' journeys with children is a great way to help them stay safe, thereby modelling responsible behaviours and having road safety conversations as they prepare to travel independently. Add hazard perception activities like spotting electric vehicles – which may have a green number plate – and point out how quiet they are. Children learn by watching others; remind them that their peers might not always be the best role models.
- 2 BE BRIGHT, BE SEEN**  
Visibility is lower during darker winter days, and drivers need to take extra care to look out for pedestrians. Wearing bright and reflective clothing can help make children more visible to drivers near roads. In poor daylight conditions, encourage children to wear light, bright or fluorescent clothing. When it's dark, wear reflective clothing or materials such as a reflective armband or jacket.
- 3 EYES UP**  
Encourage children to look up and keep their eyes on the road. Teach them to constantly watch for traffic and practise double-checking the road before crossing – looking right, left and then right again.
- 4 LIMIT DISTRACTIONS**  
Where possible, devices like phones should be kept away from children while out and about near roads. If they're carrying devices, these should be put away until they've reached their destination. Children must also avoid playing with toys or being distracted by friends. If a friend wants to show them something funny on their phone, there's no time for that once they've safely arrived.
- 5 SLOW DOWN**  
Discuss the importance of waiting. Instead of crossing immediately, it can be tricky to judge the speed of traffic and spot obstacles that could cause a trip or a fall. For safety, children must stop and think before they get to the kerb and should always walk – not run – when crossing the road. They should avoid crossing until they're certain they have plenty of time. Even if traffic seems a long way off, it could still be approaching very quickly.
- 6 STOP BEFORE THE KERB**  
Teach children to stop before reaching the kerb – not right at the edge of it. Halting before they get to the kerb allows them to see if anything's coming, whereas getting too close to traffic is dangerous. If there's no pavement, children should stand back from the road's edge but ensure they can still see approaching traffic.
- 7 CROSS SAFELY**  
Children should always find a safe spot to cross the road, prioritising zebra crossings or pelican crossings, footbridges and subways. Find a place where they can see traffic coming from both directions. Avoid crossing near junctions, bends in the road, or obstacles that block their view. Instead moving to somewhere they can see and be seen. Remind them to use their eyes and ears together when checking the road, as sometimes they can hear traffic before they can see it. Looking and listening while crossing helps them quickly spot traffic, including cyclists and motorcyclists driving between other vehicles.
- 8 PARKED VEHICLES**  
Crossing between parked vehicles is very dangerous. Teach children to use extra caution if crossing in this way and, ideally, avoid it altogether. They should use the outside edge of a vehicle as if were the kerb, waiting and checking for traffic before moving. They should ensure vehicles aren't about to move, by looking for drivers in the vehicles and listening for engines running – but remember that electric vehicles may move off silently. They should always make sure there is a gap between any parked vehicles on the other side, so they can reach the pavement.
- 9 REVERSING VEHICLES**  
Children must never cross behind a reversing vehicle – it's extremely dangerous. Remind them to look for white reversing lights and listen out for warning sounds. Can they hear the engine sound or radio playing inside the vehicle?
- 10 WAIT FOR THE BUS TO LEAVE**  
When getting off a bus, children must wait for it to leave before crossing so they can have a clear view of the road in both directions. This also allows them to see and be seen by other road users. Crossing near large vehicles is particularly dangerous and should be avoided.

**Meet Our Expert**  
THINK! is a year-round national campaign that aims to encourage safe road behaviours – whether we're driving, cycling, horse riding or walking – with the aim of reducing the number of people killed and injured on the UK's roads each year. Find out more at: <https://www.think.gov.uk/education-resources/>

**#WakeUpWednesday** The National College

[www.nationalcollege.com](https://www.nationalcollege.com) @wake\_up\_weds @wake.up.wednesday @wake.up.weds

Users of this guide do so at their own discretion. No liability is entered into. Current as of the date of release: 30.04.2025

We are "One family in Christ"

Visit our website for more information:

<https://www.stjohnthebaptist.stoccat.org.uk>

01706 647 195



One Family in Christ

# St John the Baptist RC Primary School


Headteacher: Mrs L. Campbell

## Early Years Foundation Stage and Key Stage 1



Year One made birdfeeders this week as part of their DT topic. They made marks with a black pen and then cut those out to make the feeding holes. They placed a lolly stick through the holes for birds to perch on. Next, they mixed their own bird food and added it to their own birdfeeder. They added a string on the top and hung them up outside for local birds to use.


The Nursery children have enjoyed our new theme of Space. They made space rockets in the junk modelling area and made marks in the moon dust! Some children also made starry night print paintings.



“Love one another as I have loved you.” John 15:12

Visit our website for more information:  
<https://www.stjohnsrc.rochdale.sch.uk>

01706 647 195




One Family in Christ

# St John the Baptist RC Primary School

Headteacher: Mrs L. Campbell

## LKS2



Year 3 #proud winner this week! He has made super progress with his handwriting and is trying really hard.

## UKS2

Today Year 5 have been on a trip to the Science and Industry Museum in Manchester. They had the opportunity to get hands-on with science in the investigation area. Then they learned all about the start of the Industrial Revolution in Manchester and even sat in the world's first passenger railway station. Finally they had the opportunity to find out how cotton is spun on a power loom. It was very noisy!



Love of learning and playing together. One community, aiming high, helping each other and praying together. On our journey with Christ.

Visit our website for more information:  
<https://www.stjohnsrc.rochdale.sch.uk>



@StJohnsRCRoch

01706 647 195